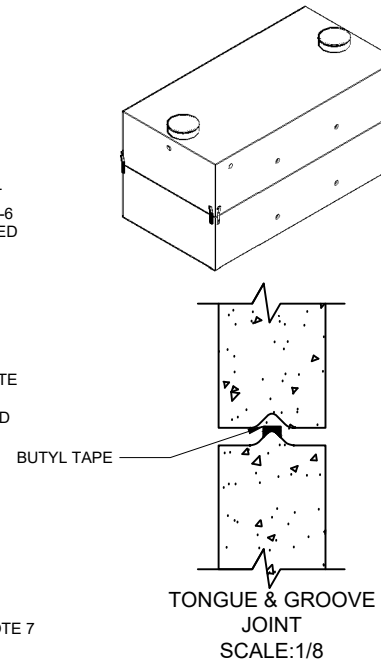


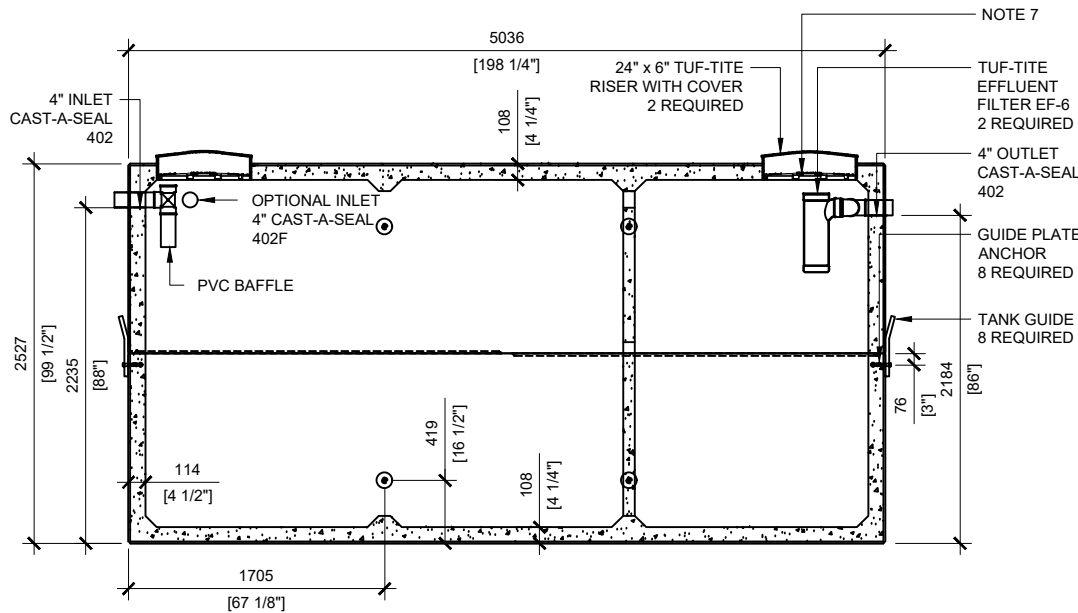
TOP VIEW  
SCALE: 1/50



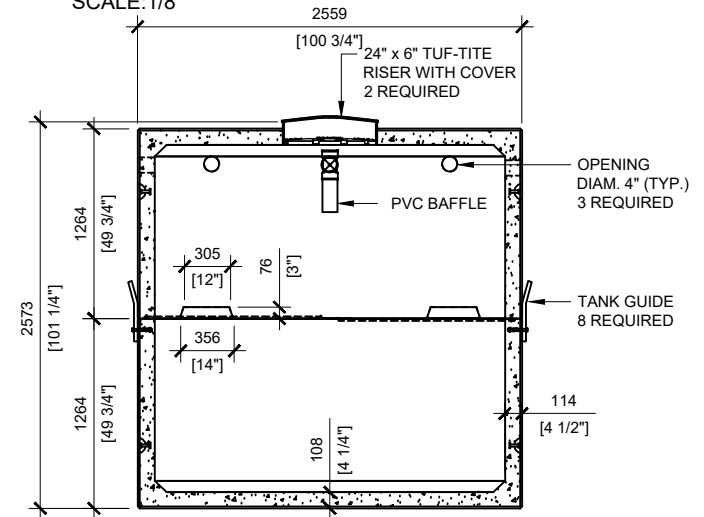
TONGUE & GROOVE  
JOINT  
SCALE: 1/8

**GENERAL NOTES:**

1. UNITS ARE SEALED WITH BUTYL TAPE AT THE JOINTS
2. DELIVERY IS MADE BY CRANE-EQUIPPED TRUCKS
3. EXCAVATION MUST BE READY, SAFE AND ACCESSIBLE FOR UNLOADING FROM THE REAR OF THE TRUCK.
4. MIN OVERHEAD CLEARANCE OF 18FT (5.5 METRES) IS REQUIRED
5. ALL UNITS MUST BE HANDLED WITH PROPER LIFTING EQUIPMENT
6. MAXIMUM BURIAL DEPTH = 1 METRE IN FIRM SOIL AWAY FROM ANY VEHICULAR TRAFFIC
7. TUF-TITE SAFETY LIDS INSTALLED IN BOTH OPENINGS AS PER CSA-B66-21



SECTION A  
SCALE: 1/50



SECTION B  
SCALE: 1/50



MANUFACTURED:  
LINDSAY, ON  
1-800-655-3430

CONCRETE: 35MPa at 28 days/5000PSI  
AIR ENTRAINMENT: 5-8%  
REINFORCEMENT: STEEL TO CSA CAN  
A23.1 /A23.3 G30.18 Fy=400MPa

WEIGHT: 38,876lbs / 17,634kg  
BOTTOM: 19,581lbs / 8,882kg  
TOP: 19,430lbs / 8,752kg  
CPA CERTIFIED  
MEETS CAN/CSA-B66  
"AGINP"

DRAWN BY:  
PRASHAN

DATE:  
NOV/2023

**22000 LITRES**

**SEPTIC  
TANK**

WORKING CAPACITY: 22,897L TO INVERT OF OUTLET  
TOTAL CAPACITY: 25,437L TO UNDERSIDE OF CHAMBER LID