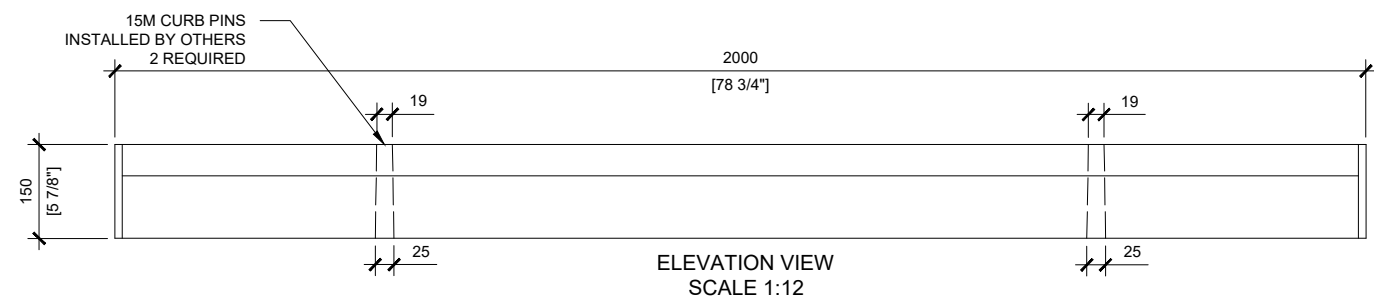

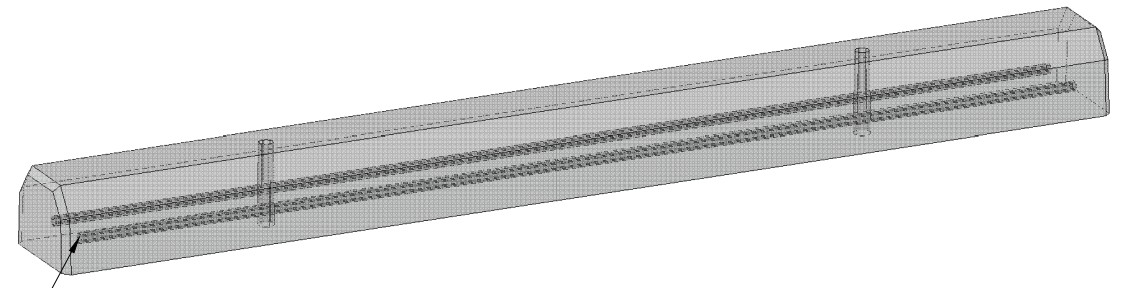


2-15M REBAR @ 75"



GENERAL NOTES:

1. DELIVERY IS MADE BY CRANE-EQUIPPED TRUCKS
2. EXCAVATION MUST BE READY, SAFE AND ACCESSIBLE FOR UNLOADING FROM THE REAR OF THE TRUCK.
3. MIN OVERHEAD CLEARANCE OF 18FT IS REQUIRED
4. ALL UNITS MUST BE HANDLED WITH PROPER LIFTING EQUIPMENT (I.E. SPREADER BAR)



MANUFACTURED:
LINDSAY, ON
1-800-655-3430

CONCRETE: 35MPa / 5,000PSI
AIR ENTRAINMENT: 5-8%
REINFORCEMENT : STEEL TO CSA CAN A23.1 / A23.3. G30.18 Fy=400MPa

WEIGHT:
299lbs / 136kg

MANUFACTURED TO CSA A23.4-09

DRAWN BY:
SR

DATE:
JUNE/2024

2M PRECAST CURB

BCP REFERENCE: 413656