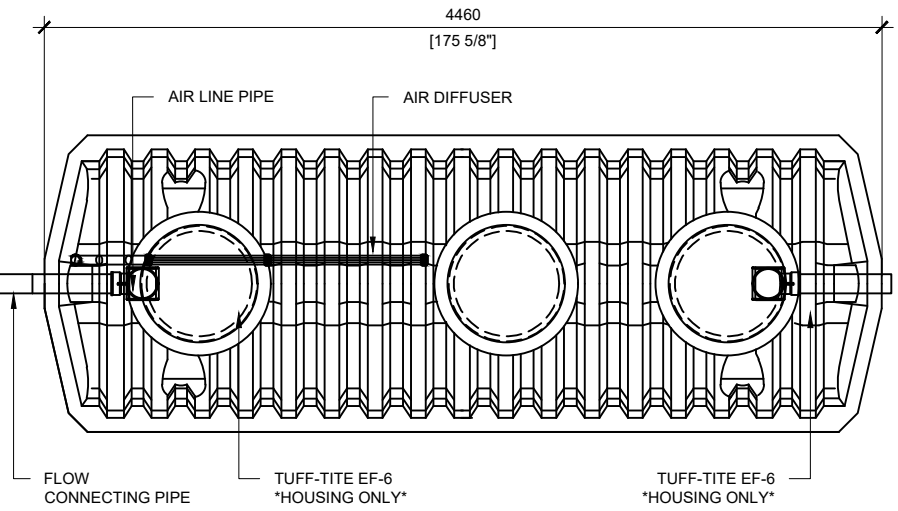
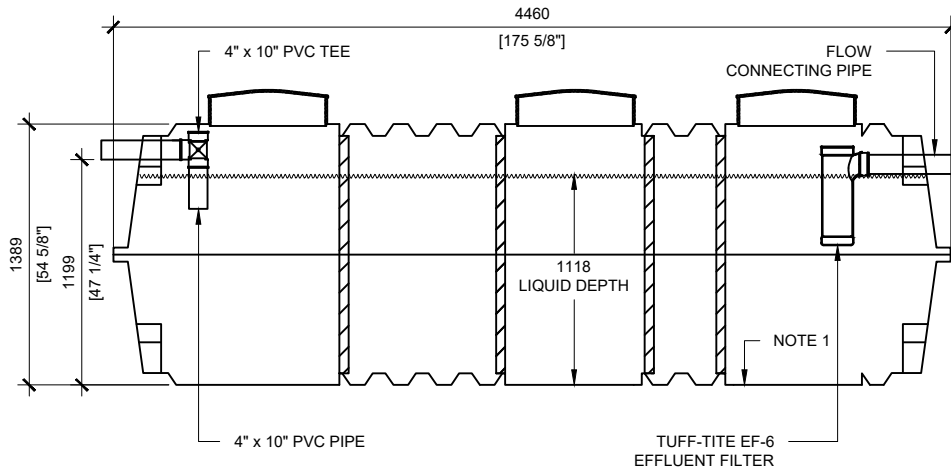


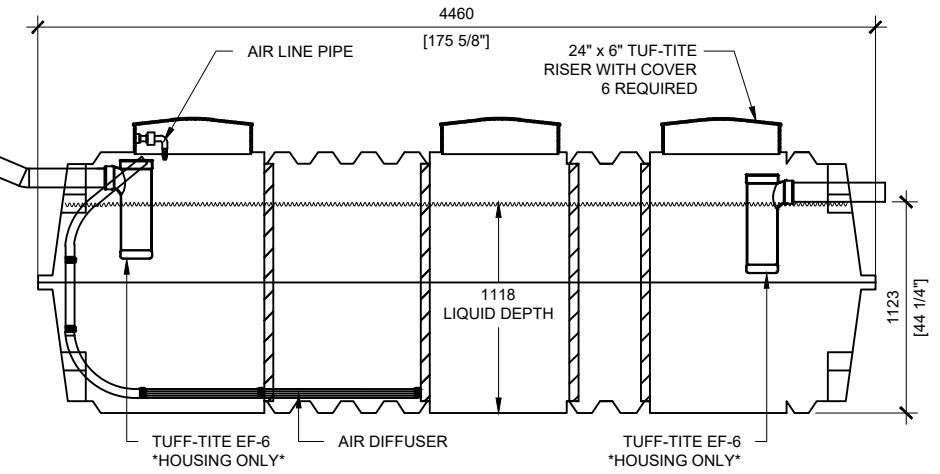
PRIMARY TREATMENT  
TOP VIEW  
SCALE: 1/40



BIONEST REACTOR  
TOP VIEW  
SCALE: 1/40



PRIMARY TREATMENT  
FRONT VIEW  
SCALE: 1/40



BIONEST REACTOR  
FRONT VIEW  
SCALE: 1/40

**GENERAL NOTES:**  
1. PARTITION WALL FOR THE PRIMARY TREATMENT TANK ONLY IS TO BE ADDED WHEN BEING ASSEMBLED



MANUFACTURED:  
BROOKLIN, ON  
1-800-655-3430

APPROX. TOTAL UNIT WEIGHT:  
320lbs / 145kg (PER TANK)

DRAWN BY:  
N.CHAN

DATE:  
MAY/2020

BTT-2750 INFILTRATOR (TREATMENT & REACTOR)

WORKING CAPACITY: 4141L TO INVERT OF INLET (PER TANK)  
TOTAL CAPACITY: 4872L TO UNDERSIDE OF CHAMBER LID (PER TANK)