



HARDSCAPE CATALOGUE

EFFECTIVE DATE: March 1, 2023

Ledgerock®

With a flagstone texture enhancing the natural appearance, Ledgerrock® slabs blend easily into any landscape setting.



450 x 450 x 45 mm
(17-3/4 x 17-3/4 x 1-3/4 in)



610 x 610 x 45 mm
(24 x 24 x 1-3/4 in)



Brown



Chamois



Charcoal



Natural

Available in a Standard or Shot Blast Finish*



Random Brick

Our Random Brick paving slabs are exceptionally easy to install and well suited to garden paths, distinctive walkways and other creative landscapes. Each slab is embossed with a pattern resembling a random installation of rectangular paving stones.



450 x 450 x 45 mm
(17-3/4 x 17-3/4 x 1-3/4 in)




610 x 610 x 45 mm
(24 x 24 x 1-3/4 in)



Brown



Charcoal



Natural



Red

Available in a Standard or Shot Blast Finish*



Solar Reflective



610 x 610 x 45 mm
(24 x 24 x 1-3/4 in)



Diamond Texture

Available in a Standard or Shot Blast Finish*



305 x 610 x 45 mm
(12 x 24 x 1-3/4 in)



450 x 450 x 45 mm
(17-3/4 x 17-3/4 x 1-3/4 in)



610 x 762 x 45 mm
(24 x 30 x 1-3/4 in)

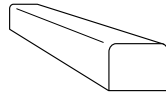


610 x 610 x 45 mm
(24 x 24 x 1-3/4 in)

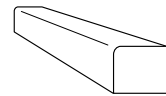


610 x 914 x 48 mm
(24 x 36 x 1-7/8 in)

Slab Step Risers



24" Unit L x H x D
610mm x 100mm x 150mm
(24" x 4" x 6")



30" Unit L x H x D
762mm x 100mm x 150mm
(30" x 4" x 6")

Landmark Retaining Wall

600 SERIES SIZES (KEYED OR FLAT UNITS)



600 x 1800 x 550 mm (23.6 x 71 x 21.7 in)
600 x 1200 x 550 mm (23.6 x 47 x 21.7 in)
600 x 900 x 550 mm (23.6 x 35.5 x 21.7 in)
600 x 600 x 550 mm (23.6 x 23.6 x 21.7 in)

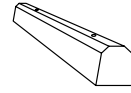
90 Degree Corner Unit
600 x 1500 x 550 mm (23.6 x 59 x 21.7 in)

300 SERIES SIZES (KEYED OR FLAT UNITS)

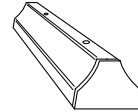


300 x 1800 x 550 (11-7/8 x 71 x 21.7 in)
300 x 1200 x 550 (11-7/8 x 47 x 21.7 in)
300 x 900 x 550 (11-7/8 x 35.5 x 21.7 in)
300 x 600 x 550 (11-7/8 x 23.6 x 21.7 in)

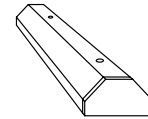
Parking Curbs



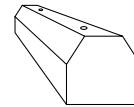
Light-Duty Curb 6' L x H x D
1830mm x 150mm x 150mm
(72" x 6" x 6")
82kg (180lbs)



Surestop Curb 8' L x H x D
2438mm x 200mm x 305mm
(96" x 8" x 12")
225kg (496lbs)



Standard Parking Curb 8' L x H x D
2438mm x 150mm x 280mm
(96" x 6" x 11")
220kg (485lbs)



Heavy Duty Truck Curb 8' L x H x D
2438mm x 305mm x 305mm
(96" x 12" x 12")
545kg (1,202lbs)

Deckfoot®

A quick and easy to install solution for the construction of footings for a ground-level wood deck. Available in two sizes to accommodate either 4x4 or 6x6 deck posts and has integrated cross beam grooves to fit a common 2" joist thickness. Its large footprint and concrete strength enable it to support a large amount of weight. The earth tone Tan colour will allow it to blend into the surrounding landscape if it is visible.



4" x 4" Post Deckfoot®
300 x 300 x 135 mm
(11-7/8 x 11-7/8 x 5-1/3 in)



6" x 6" Post Deckfoot®
300 x 300 x 130 mm
(11-7/8 x 11-7/8 x 5 in)



Splash Pads

Concrete splash pads direct water away from your basement and prevent possible soil erosion. They're ideal for draining downspouts in areas where there's no connection to the storm sewer.



Natural
610 X 305 X 64 mm
(24 x 12 x 2-1/2 in)

Precast Catch Basins

Sturdy precast catch basins install right into your driveway or around your yard to drain water away from your home.



Circular Residential Catch Basin
460mm (18") Inside diameter
610mm (24") Outside diameter
762mm (30") Height



Driveway Catch Basin
1980 x 165 x 305 mm
(78 x 16 x 12 in)
grate and 100mm
(4") drain holes

Footing Slabs

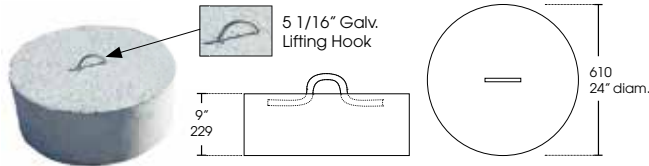


450mm x 450mm x 90mm
(17-3/4" x 17-3/4" x 3-1/2")

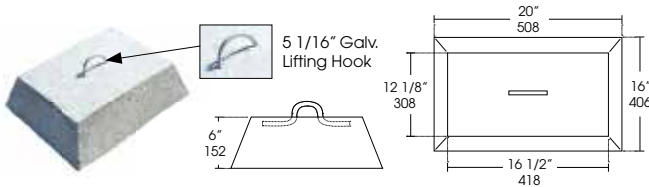


610mm x 610mm 90mm
(24" x 24" x 3-1/2")

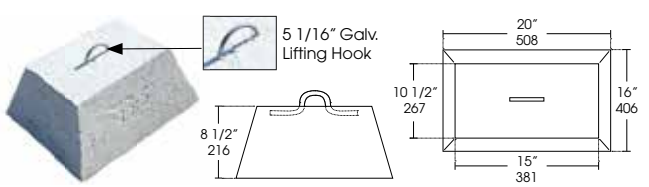
Marine Anchors



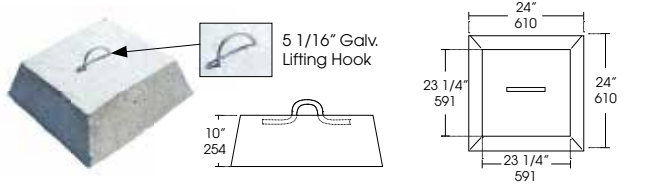
335 lb. Unit
610mm OD x 229mm
(24" OD x 9" High)



100 lb. Unit
406 x 508 x 152mm
(16 x 20 x 6 in)



155 lb. Unit
406 x 508 x 216mm
(16 x 20 x 8.5 in)



500 lb. Unit
610 x 610 x 254mm
(24 x 24 x 10 in)



Lifetime Warranty

Brooklin is committed to providing you with hardscaping products of superior quality and performance. Our products are manufactured to meet or exceed all CSA and ATSM standards. We stand behind our hardscape products with a lifetime warranty to the original purchaser when the products have been used for residential applications and installed according to our manufacturer specifications. This warranty does not extend to colour variances or the appearance of efflorescence, which do not constitute a defective product. Brooklin will replace any defective products under our lifetime warranty; however, transportation costs or replacement labour are not included. Your warranty claim must be made before removing or disposing of the defective product, and approval must be received in writing. This warranty is not transferable. Proof of purchase required.



HUNTSVILLE / HALIBURTON OFFICE
huntsvillesales@brooklin.com
21 Stephenson Rd. 12 (East of Hwy 11)
Huntsville, ON, Canada P1H 2K8
T: 705-789-2338 | 1-800-264-3302
F: 705-789-9829

LINDSAY OFFICE 
brooklinsales@brooklin.com
1 Fleetwood Road
Lindsay, ON, Canada K9V 6J1
T: 905-655-3311 | 1-800-655-3430
F: 905-655-3847