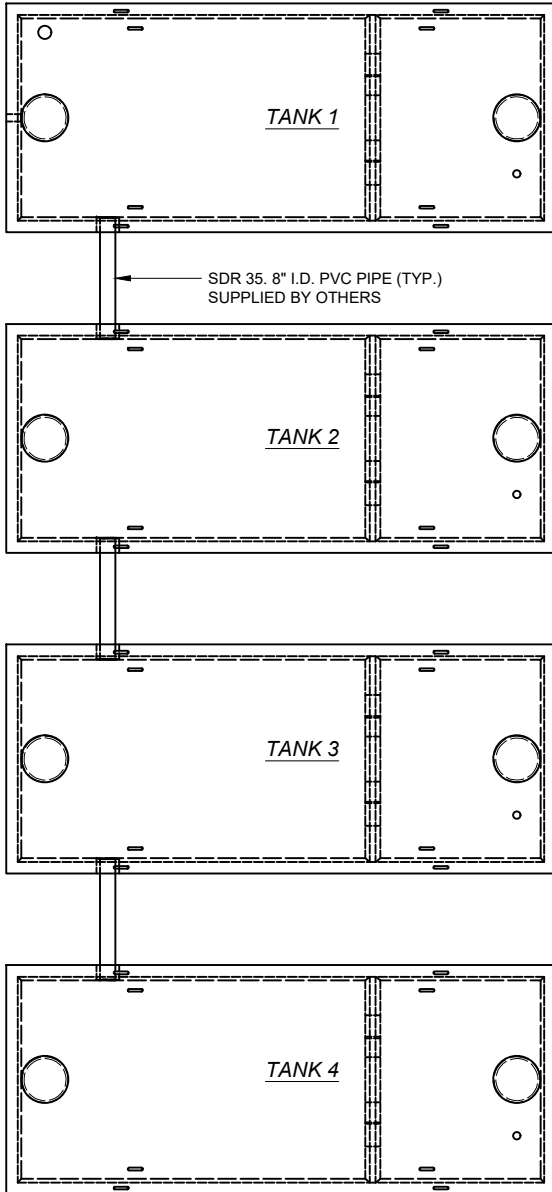
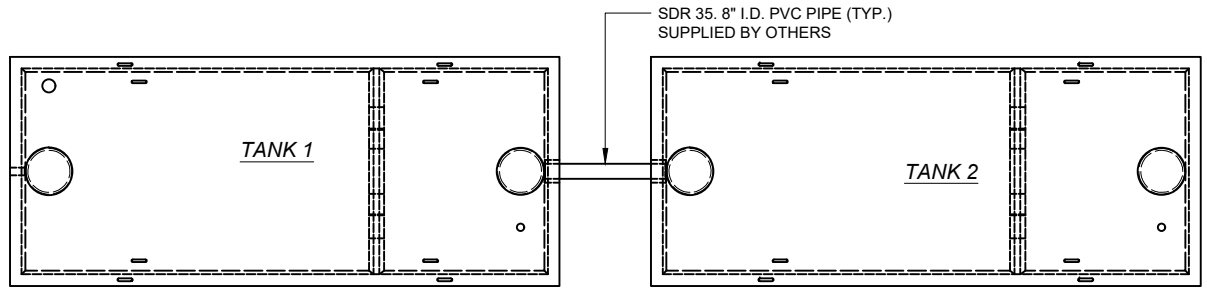


SIDE BY SIDE - 4 TANKS.



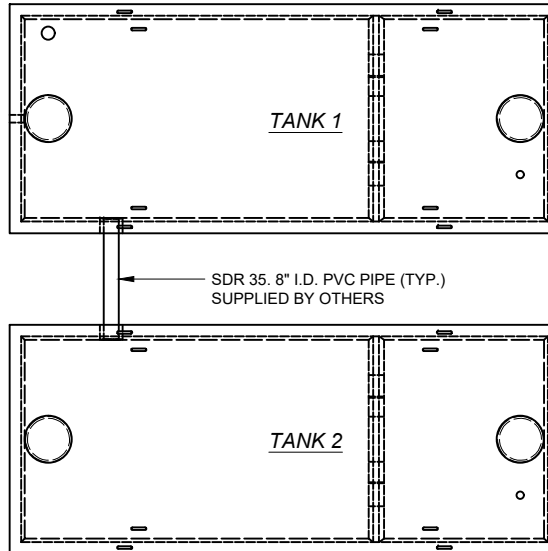
TOP VIEW
SCALE:1/100

END TO END - 2 TANKS.



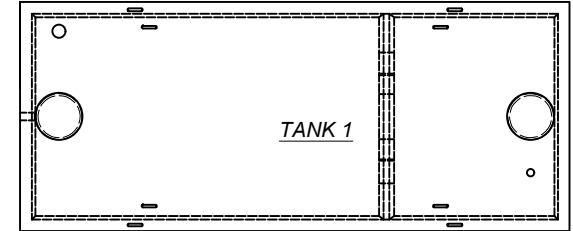
TOP VIEW
SCALE:1/100

SIDE BY SIDE - 2 TANKS.



TOP VIEW
SCALE:1/100

SINGULAR TANK



TOP VIEW
SCALE:1/100

GENERAL NOTES:

1. UNITS ARE SEALED WITH BUTYL TAPE AT THE JOINTS
2. CONTRACTOR TO ENSURE CRANE IS ON-SITE TO OFFLOAD AND SET TANK
3. EXCAVATION MUST BE READY FOR INSTALL
4. MIN OVERHEAD CLEARANCE OF 18FT (5.5 METRES) IS REQUIRED
5. ALL UNITS MUST BE HANDLED WITH PROPER LIFTING EQUIPMENT
6. IF CORE DRILLED ON SITE, DISTANCE BETWEEN TANKS TO BE 4FT (1.2 METRES) MINIMUM
7. TANK 1 TO SERVE AS DELIVERY TANK FOR ALL CONFIGURATIONS.



MANUFACTURED:
BROOKLIN, ON
1-800-655-3430

DRAWN BY:
JAY PATEL

DATE:
APRIL/2022

ALL TANK CONFIGURATIONS

CONFIGURATIONS FOR STANDARD FIRE WATER TANKS.