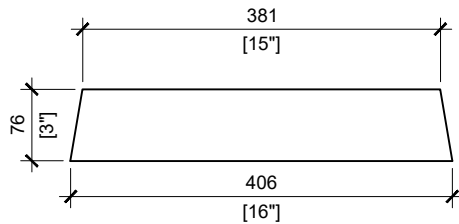
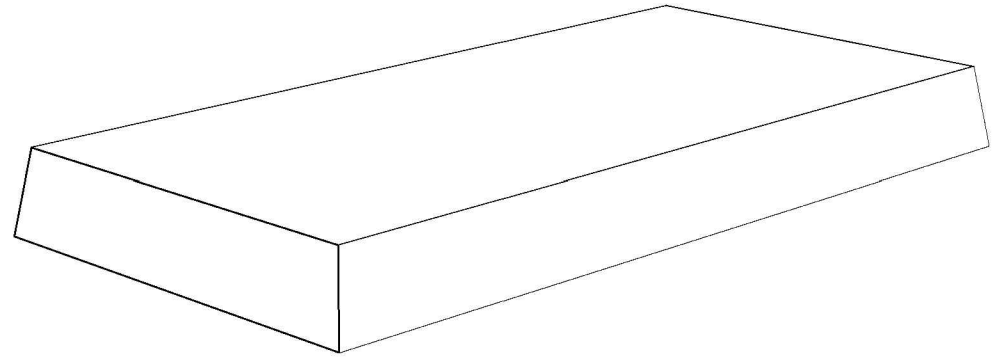
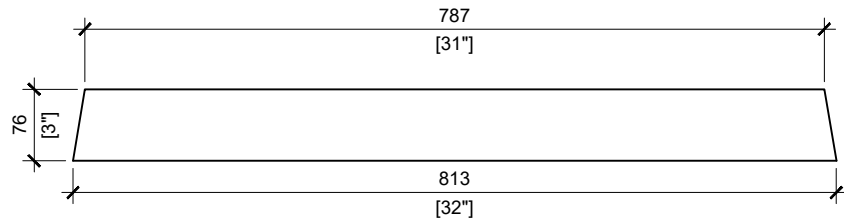


TOP VIEW
SCALE:1/8



FRONT VIEW
SCALE:1/8



RIGHT VIEW
SCALE:1/8



MANUFACTURED:
BROOKLIN, ON
1-800-655-3430

CONCRETE: 35MPa / 5,000PSI
AIR ENTRAINMENT: 5-8%

WEIGHT:
32"x16" PROPANE PAD - 130lbs / 60kg

DRAWN BY:
N.CHAN

DATE:
JUL/2020

PROPANE PAD

32" x 16" PROPANE PAD